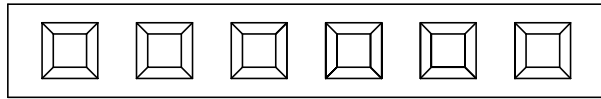


No. of Contacts	DIMENSIONS		REMARK (備註)
	A	B	
2	2.54	5.48	○
3	5.08	8.02	○
4	7.62	10.56	○
5	10.16	13.10	○
6	12.70	15.64	○
7	15.24	18.18	○
8	17.78	20.72	○
9	20.32	23.26	○
10	22.86	25.80	○
11	25.40	28.34	○
12	27.94	30.88	○
13	30.48	33.42	○
14	33.02	35.96	○
15	35.56	38.50	○
16	38.10	41.04	○
17	40.64	43.58	○
18	43.18	46.12	○
19	45.72	48.66	○
20	48.26	51.20	○
21	50.80	53.74	○
22	53.34	56.28	○
23	55.88	58.82	○
24	58.42	61.36	○
25	60.96	63.90	○
26	63.50	66.44	○
27	66.04	68.98	○
28	68.58	71.52	○
29	71.12	74.06	○
30	73.66	76.60	○
31	76.20	79.14	○
32	78.74	81.68	○
33	81.28	84.22	○
34	83.82	86.76	○
35	86.36	89.30	○
36	88.90	91.84	○
37	91.44	94.38	○
38	93.98	96.92	○
39	96.52	99.46	○
40	99.06	102.00	○



PSFY-XXS-X-030-**-*

Number of Contacts Straight

Pin Length mm

NULL: TRAY(W/O) G: TUBE

NULL: PBT F: Nylon-6T

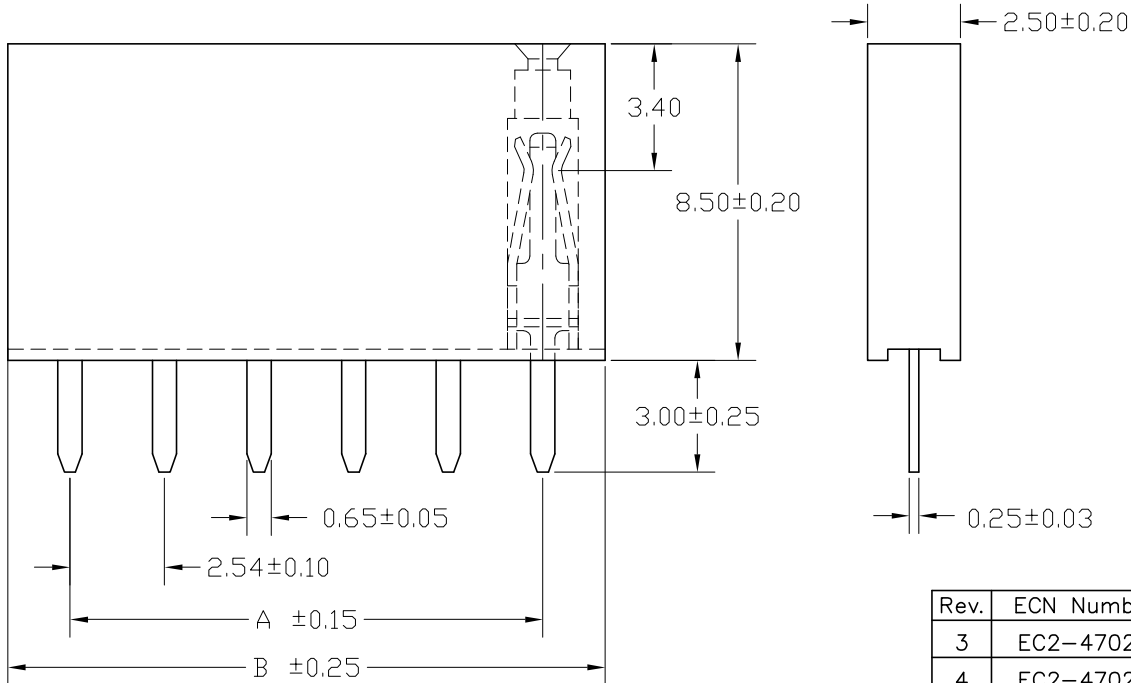
Contact Plating

Definition	Code
◎ Tin plated:	A
◎ Gold plated:	
flash B 15μ"	F
10μ" E 30μ"	J
◎ Duplex plating:	
flash K 15μ"	P
10μ" N 30μ"	U
◎ Standard: B	
◎ Prefix "V" means lead free plating.	

SPECIFICATIONS

Current Rating: 3 Amps
 Insulator resistance: 5000 Megohms min.
 Contact resistance: 20 m ohms max.
 Dielectric withstanding: AC 500 V
 Operating Temperature: -40°~+105°C
 Contact Material: Phosphor bronze
 Insulator Material: Thermoplastic, UL 94V-0
 Color : Black

Finish: Tin, Gold or Duplex plated
 ◎ Standard: Gold flash all over
 ◎ Note: Duplex plating: gold plated on contact area, Tin on solder area



Recommended PCB Layout
(PCB TOLERANCE ±0.05)

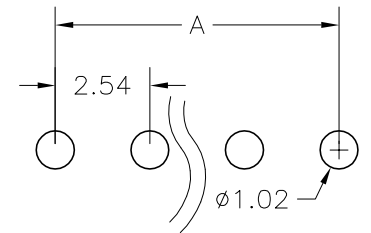


Diagram	Molding description
○	mass production & assemble mold
◎	sample & assemble mold
⊕	mass production & fix mold
⊕	sample & fix mold

Rev.	ECN Number	Description	Drawn	Date
3	EC2-470280	料號由 PSFY-XXS-X-030-**-** 變更為 PSFY-XXS-X-030-**-**	邱若婷	07/15/04'
4	EC2-470280	新增電鍍選項	邱若婷	07/19/04'
5	EC2-510198	新增無鉛電鍍選項	洪銀雯	01/13 05'



GENERAL TOLERANCE	
XX. ± 0.50	XXX. ±
X. ± 0.30	.XXX ±
.X ± 0.25	X.* ± 4°
.XX ± 0.20	.X* ± 4°

SCALE 5=1	UNIT MM	SIZE A4
-----------	---------	---------

ORIGINAL DRAWN 江坤容	CHECK 江坤容	APPROVE 林錫錦
--------------------	-----------	-------------

DATE 08/03/01'	DATE 01/13 05'	DATE 01/13 05'
----------------	----------------	----------------

DWG. NO. X-XX	TITLE 2.54x2.54mm SOCKET (成品規格圖)
F:\DWG\CDWG\PSF\PSFYS0A.DWG	
PARTS NO. PSFY-XXS-X-030-**-**	

REV. 5
SHEET 1/1