

No. of Contacts	DIMENSIONS		REMARK (備註)
	A	B	
9	5.08	8.12	○
12	7.62	10.66	○
15	10.16	13.20	○
18	12.70	15.74	○
21	15.24	18.28	○
24	17.78	20.82	○
27	20.32	23.36	○
30	22.86	25.90	○
33	25.40	28.44	○
36	27.94	30.98	○
39	30.48	33.52	○
42	33.02	36.06	○
45	35.56	38.60	○
48	38.10	41.14	○
51	40.64	43.68	○
54	43.18	46.22	○
57	45.72	48.76	○
60	48.26	51.30	○
63	50.80	53.84	○
66	53.34	56.38	○
69	55.88	58.92	○
72	58.42	61.46	○
75	60.96	64.00	○
78	63.50	66.54	○
81	66.04	69.08	○
84	68.58	71.62	○
87	71.12	74.16	○
90	73.66	76.70	○
93	76.20	79.24	○
96	78.74	81.78	○
99	81.28	84.32	△
102	83.82	86.86	
105	86.36	89.40	
108	88.90	91.94	
111	91.44	94.48	
114	93.98	97.02	
117	96.52	99.56	
120	99.06	102.10	

Diagram	Molding description
○	mass production & assemble mold
⊙	sample & assemble mold
⊕	mass production & fix mold
⊗	sample & fix mold

PHFW-XXS-X-C-*

Number of Contacts: Straight

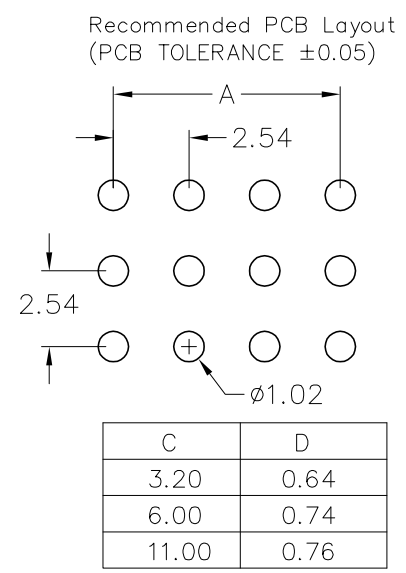
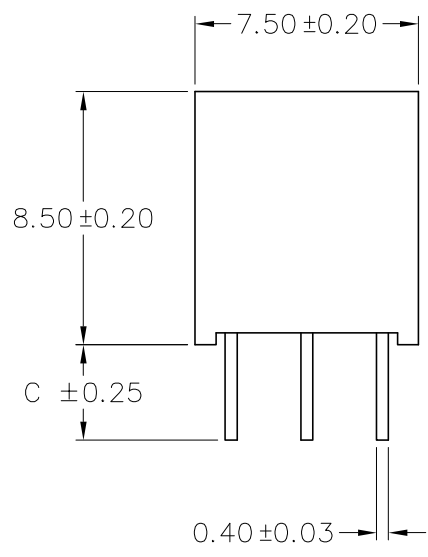
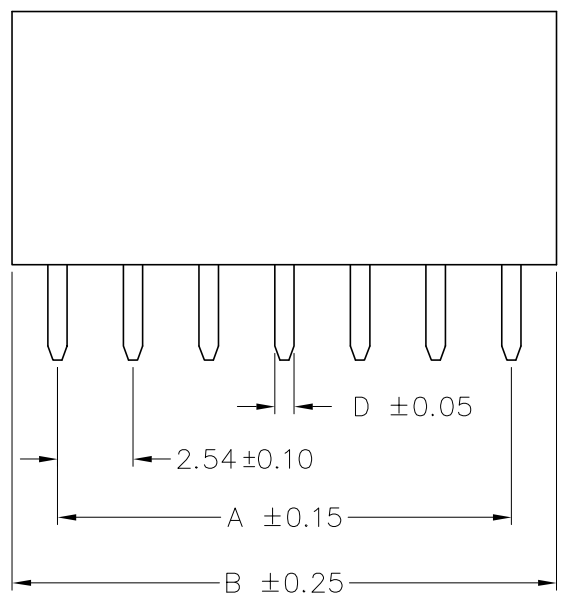
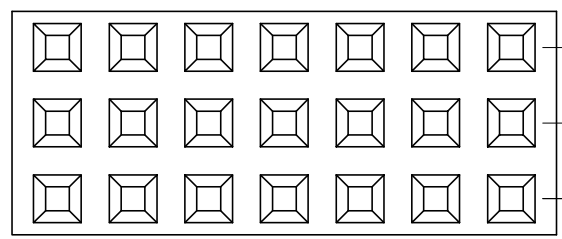
NULL: Thermoplastic, UL 94V-0 (PBT)
 F: High Temperature Thermoplastic, UL 94V-0 (Nylon-6T)
 Pin Length mm

Contact Plating

Definition	Code
⊙ Tin plated:	A
⊙ Gold plated:	
flash B 15μ	F
10μ" E 30μ"	J
⊙ Duplex plating:	
flash K 15μ"	P
10μ" N 30μ"	U
⊙ Standard: B	
⊙ Prefix "V" means lead free plating.	

SPECIFICATIONS

Current Rating: 3 Amps
 Insulator resistance: 5000 Megohms min.
 Contact resistance: 20 m ohms max.
 Dielectric withstanding: AC 500 V
 Operating Temperature: -40°~+105°C
 Contact Material: Phosphor bronze
 Insulator Material: Thermoplastic, UL 94V-0 (PBT)
 Color: Black
 Finish: Tin, Gold or Duplex plated
 ⊙ Standard: Gold flash all over
 ⊙ Note: Duplex plating: gold plated on contact area, Tin on solder area



Rev.	ECN Number	Description	Drawn	Date
2	DOC9306423	新增電線, 材質選擇 PHFW-XXS-X-C-*	陳美竹	23/06/04'
3	EC2-4A0231	新增環保材質	陳美竹	10/13 04'
4	ECR-540127	修正開模說明	陳美竹	05/03 05'



GENERAL TOLERANCE	
XX. ± 0.50	XXX. ±
X. ± 0.30	.XXX ±
.X ± 0.25	.X ± 4'
.XX ± 0.20	.X ± 4'

SCALE	1=1
UNIT	MM
SIZE	A4/4

ORIGINAL DRAWN	王婉云
CHECK	江坤容
APPROVE	林錫錦

DATE	25/10/00'
DATE	05/03 05'
DATE	05/03 05'

DWG. NO.	X-XX	TITLE	2.54mm SOCKET (成品規格圖)
PARTS NO.	PHFW-XXS-X-C-*		

REV.	4
SHEET	1/1