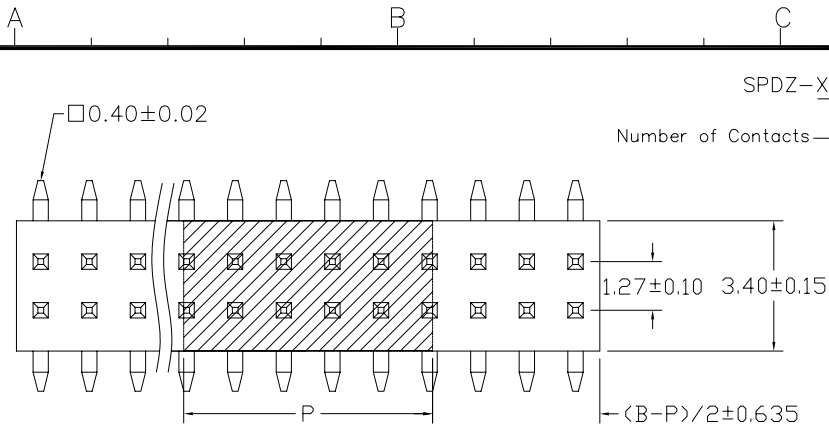


No. of Contacts	DIMENSIONS		REMARK (備註)
	A	B	
06	2.54	3.81	○
08	3.81	5.08	○
10	5.08	6.35	○
12	6.35	7.62	○
14	7.62	8.89	○
16	8.89	10.16	○
18	10.16	11.43	○
20	11.43	12.70	○
22	12.70	13.97	○
24	13.97	15.24	○
26	15.24	16.51	○
28	16.51	17.78	○
30	17.78	19.05	○
32	19.05	20.32	○
34	20.32	21.59	○
36	21.59	22.86	○
38	22.86	24.13	○
40	24.13	25.40	○
42	25.40	26.67	○
44	26.67	27.94	○
46	27.94	29.21	○
48	29.21	30.48	○
50	30.48	31.75	○
52	31.75	33.02	○
54	33.02	34.29	○
56	34.29	35.56	○
58	35.56	36.83	○
60	36.83	38.10	○
62	38.10	39.37	○
64	39.37	40.64	○
66	40.64	41.91	○
68	41.91	43.18	○
70	43.18	44.45	○
72	44.45	45.72	○
74	45.72	46.99	○
76	46.99	48.26	○
78	48.26	49.53	○
80	49.53	50.80	○
82	50.80	52.07	○
84	52.07	53.34	○
86	53.34	54.61	○
88	54.61	55.88	○
90	55.88	57.15	○
92	57.15	58.42	○
94	58.42	59.69	○
96	59.69	60.96	○
98	60.96	62.23	○
100	62.23	63.50	○



SPDZ-XX-X-C/D-X-*

Number of Contacts

NULL:YUBE(W/O PAD)
P:PAD+TUBE
R:PAD+REEL
0:W/O Locating peg
1:With Locating peg
Pin Length mm

Contact Plating

Definition	Code
◎ Tin plated:	A
◎ Gold plated:	
flash B 15μ"	F
10μ" E 30μ"	J
◎Duplex plating:	
flash K 15μ"	P
10μ" N 30μ"	U
◎Standard: B	
◎Prefix 'V' means lead free plating.	

管裝者適用	P
含8PIN以下	3.80
10PIN以上	6.50

SPECIFICATIONS

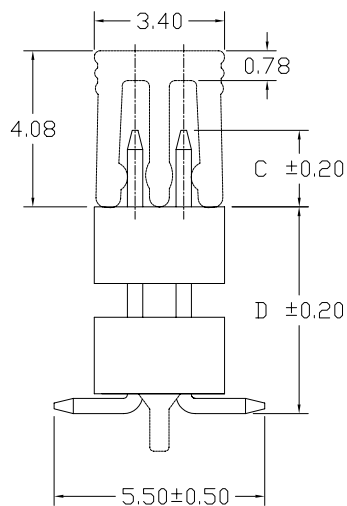
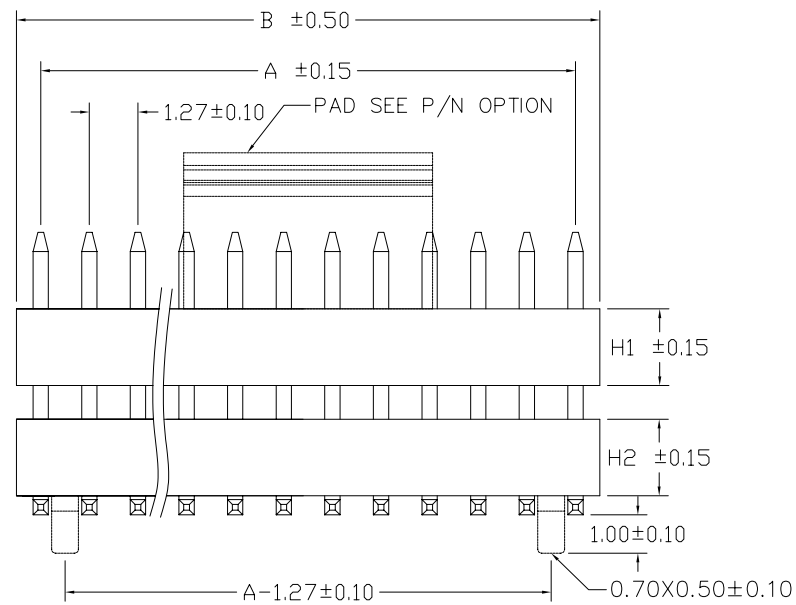
Current Rating: 1 Amp
 Insulator resistance: 5000 Megohms Min.
 Dielectric withstanding: AC 500 V
 Operating Temperature: -40° - +105°C
 Contact Material: Copper Alloy
 Insulator Material: High Temperature Thermoplastic,UL 94V-0
 Color : Black

Finish: Tin,Gold or Duplex plated

◎Note:

Duplex plating: gold plated on contact area, Tin on solder area

◎Harmful material should be compliant to Doc"EI-0005"Standards.



Recommended PCB Layout
(PCB TOLERANCE ±0.05)

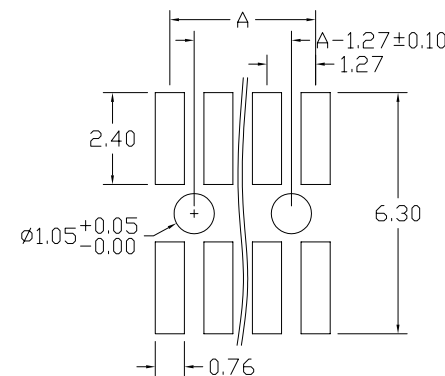


Diagram	Molding description
○	mass production & assemble mold
⊙	sample & assemble mold
⊕	mass production & fix mold
⊕	sample & fix mold

	H
S1	1.00
S2	1.50
S3	2.00

Rev.	ECN Number	Description	Drawn	Date
38	EC3-5B0074	新增 SPDZ-XX-X-040/055-X-* 胡祥龍/詹益東		11/24 05'
39	EC3-610057	新增 SPDZ-XX-X-020/048-X-* 陳賜農		01/17'06
40	EC3-640072	SPDZ-XX-X-030/115-X-* 新增量產符號 詹益東		04/21 06'



GENERAL TOLERANCE		SCALE	ORIGINAL DRAWN	DATE
XX. ± 0.50	XXX. ±	1=1	邱若婷	03'/10/03
X. ± 0.30	.XXX ±	UNIT	林錫錦	04/21 06'
.X ± 0.25	X.° ± 4°	SIZE	林錫錦	04/21 06'
.XX ± 0.20	.X° ± 4°	A4/4		

CHECK	APPROVE	DATE
林錫錦	林錫錦	04/21 06'

DWG. NO.	TITLE
F:\DWG\CDWG\SPDZ\SPDZ6Z.DWG	1.27X1.27mm SMD BOARD STACKER (成品規格圖)

REV.	SHEET
40	1/3