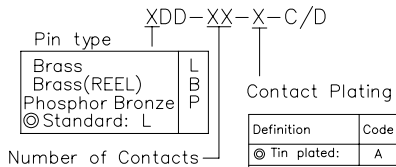
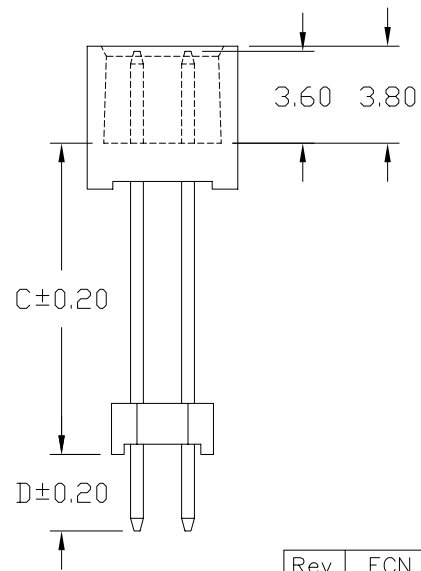
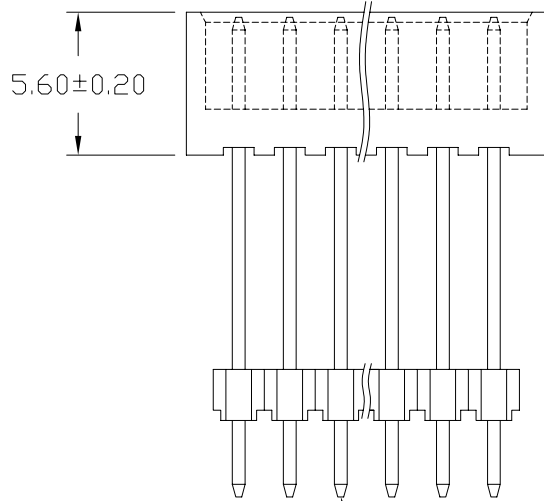
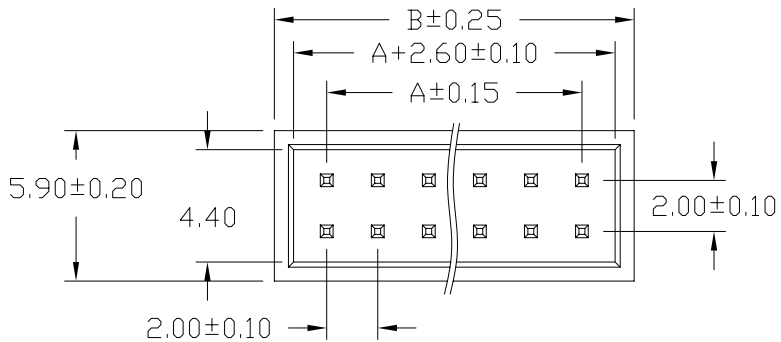


No. of Contacts	DIMENSIONS		REMARK (備註)
	A	B	
4(無標)	2.00	6.10	◎
6	4.00	8.10	○
8	6.00	10.10	○
10	8.00	12.10	○
12	10.00	14.10	○
14	12.00	16.10	○
16	14.00	18.10	○
18	16.00	20.10	○
20	18.00	22.10	○
22	20.00	24.10	○
24	22.00	26.10	○
26	24.00	28.10	○
28	26.00	30.10	○
30	28.00	32.10	○
32	30.00	34.10	○
34	32.00	36.10	○
36	34.00	38.10	○
38	36.00	40.10	○
40	38.00	42.10	○
42	40.00	44.10	○
44	42.00	46.10	○
46	44.00	48.10	○
48	46.00	50.10	○
50	48.00	52.10	○
52	50.00	54.10	○
54	52.00	56.10	○
56	54.00	58.10	○
58	56.00	60.10	○
60	58.00	62.10	○
62	60.00	64.10	○
64	62.00	66.10	○
66	64.00	68.10	●
68	66.00	68.10	●
70	68.00	70.10	●
72	70.00	72.10	●
74	72.00	74.10	●
76	74.00	76.10	●
78	76.00	78.10	●
80	78.00	80.10	●



Definition	Code
◎ Tin plated:	A
◎ Gold plated:	
flash B 15μ"	F
10μ" E 30μ" J	
◎Duplex plating:	
flash K 15μ" P	
10μ" N 30μ" U	
◎Standard: B	
◎Prefix "V" means lead free plating.	



SPECIFICATIONS

Current Rating: 1 Amp
 Insulator resistance: 5000 Megohms min.
 Dielectric withstanding: AC 500 V
 Operating Temperature: -40° ~ +105°C
 Contact Material: Copper Alloy
 Insulator Material: High Temperature Thermoplastic, UL 94V-0
 Color : Black

Finish: Tin, Gold or Duplex plated
 ◎ Note:
 Duplex plating: gold plated on contact area, Tin on solder area
 ◎ Harmful material should be compliant to Doc"EI-0005"Standards.

Recommended PCB Layout (PCB TOLERANCE ±0.05)

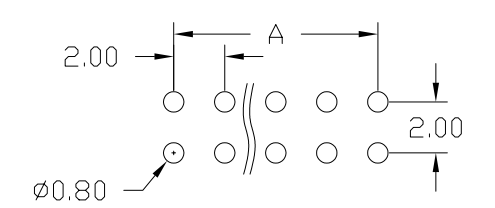


Diagram	Molding description
○	mass production & assemble mold
◎	sample & assemble mold
⊕	mass production & fix mold
⊕	sample & fix mold



GENERAL TOLERANCE		SCALE 1=1	ORIGINAL DRAWN 邱若婷	DATE 19-12-03'
XX. ± 0.50	XXX. ±	UNIT MM	CHECK 林錫錦	DATE 06/01 06'
X. ± 0.30	.XXX ±			
.X ± 0.25	X.° ± 4°	SIZE A4/4	APPROVE 林錫錦	DATE 06/01 06'
.XX ± 0.20	.X° ± 4°			

Rev.	ECN Number	Description	Drawn	Date
5	EC2-4A0050	圖面新增規格	邱若婷	10/05 04'
6	EC2-530413	圖面新增 XDD-XX-X-040/200	陳顯鑫	03/18 05'
7	EC3-650117	圖面新增 XDD-XX-X-092/040	詹益東	06/01 06'

DWG. NO.	TITLE	REV.
F: \DWG\CDWG\DD\DDSOK.DWG	2.0X2.0mm SHROUDED STACKER (成品規格圖)	7
PARTS NO. XDD-XX-X-C/D		SHEET 1/2